



the
Williams
INSTITUTE

The Census: A Snapshot

What: The census is a count of everyone living in the United States.

Who: Everyone residing in the United States must be counted — people of all races and ethnic groups, both citizens and non-citizens.

When: Census Day is April 1, 2010. Questionnaire responses should represent the household as it exists on this day. More detailed socioeconomic information is being collected annually from a small percentage of the population through the American Community Survey.

Why: The U.S. Constitution requires a national census once every 10 years to count the population and determine the number of seats each state will have in the U.S. House of Representatives.

How: Census questionnaires will be delivered or mailed to households in March 2010. Census takers will visit households that do not return questionnaires starting in May.

A Complete Count: The Importance of Census Data

Every year, the federal government allocates more than \$400 billion to states and communities based, in part, on census data.

Census data are used to determine locations for retail stores, schools, hospitals, new housing developments and other community facilities.

Census data determine boundaries for state and local legislative and congressional districts.

2010 Census Questionnaire: Easy, Important and Safe

One of the shortest census forms in history, the 2010 Census form asks 10 questions and takes about 10 minutes to complete.

By law, the Census Bureau cannot share respondents' answers with anyone, including other federal agencies and law enforcement entities.

THE 2010 CENSUS IS IMPORTANT.

It determines the distribution of more than \$400 billion annually of government funding for critical community services. It generates thousands of jobs across the country. And it impacts your voice in Congress.

YOU CAN MAKE A DIFFERENCE.

As an influential community-based organization leader, you can ensure the people you represent are fully counted. With your help, the Census Bureau will continue to produce accurate data, which will directly affect the quality of life in your community.

Frequently Asked Questions

How does the 2010 Census count lesbian, gay, bisexual and transgender (LGBT) people?

The 2010 Census does not ask about sexual orientation or gender identity. LGBT people living with a spouse or partner can identify their relationship by checking either the "husband or wife" or "unmarried partner" box.

How do same-sex couples answer the relationship question?

The 2010 Census will be the first to report counts of both same-sex partners and same-sex spouses. The person filling out the form (Person 1) is asked to identify how all other individuals in the household are related to him or her.

Census data are based on how individuals self identify and how couples think of themselves. Same-sex couples who are married, or consider themselves to be spouses, can identify one other adult as a "husband or wife." Other same-sex couples may instead decide to use the term "unmarried partner." In general, people who identify as unmarried partners are in a close personal relationship but are not married or do not think of themselves as spouses.

Census data are based on how individuals self identify. This includes same-sex couples who live somewhere their relationship is not recognized.

What about transgender individuals?

The 2010 Census asks a question about each person's sex. Transgender respondents should select the sex with which they identify. Mark only one box.

How do I answer the race and ethnicity question?

The 2010 Census includes two questions about race and ethnicity. Note that the question about ethnicity is separate from the question about race. Further, the race question allows respondents to check all boxes that apply.

A note to bi-racial/ethnic couples:

Census reports some statistics on the race/ethnicity of the "household." Bi-racial/ethnic couples should note that this is determined using the race/ethnicity of Person 1, the person who fills out the Census form for the household.

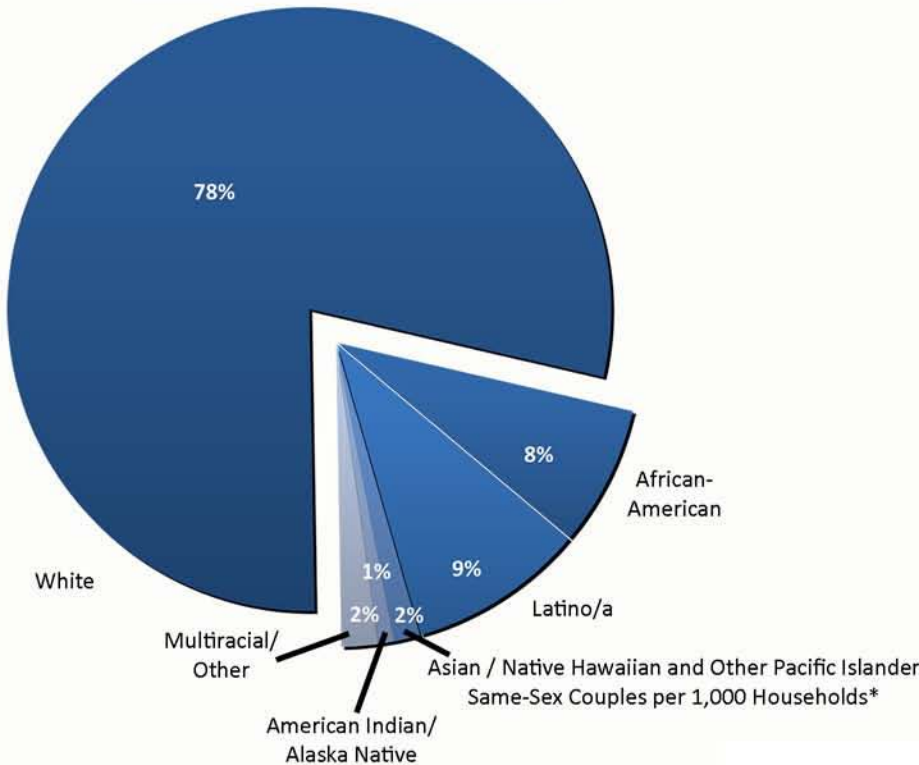
*The U.S. Census Bureau thanks Dr. Gary Gates,
The Williams Distinguished Scholar, of The Williams Institute, UCLA School of Law, for his
contributions and research of same-sex headed households.*

More information is available at <http://www.law.ucla.edu/williamsinstitute/home.html>.

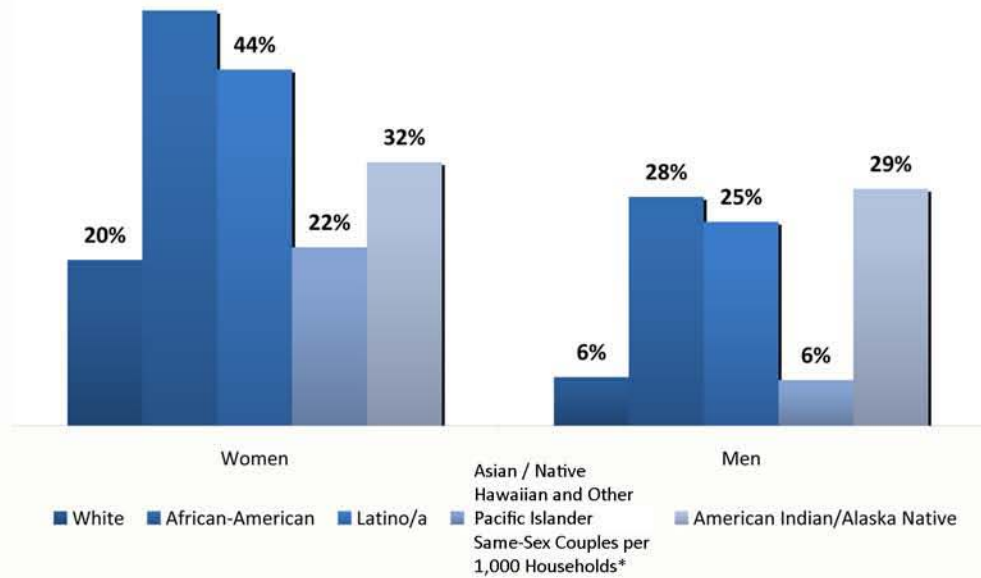


For more information about the 2010 Census, go to 2010census.gov.

Race/ethnicity among individuals in same-sex couples - Census 2000



Percent raising children among individuals in same-sex couples, by race/ethnicity - Census 2000



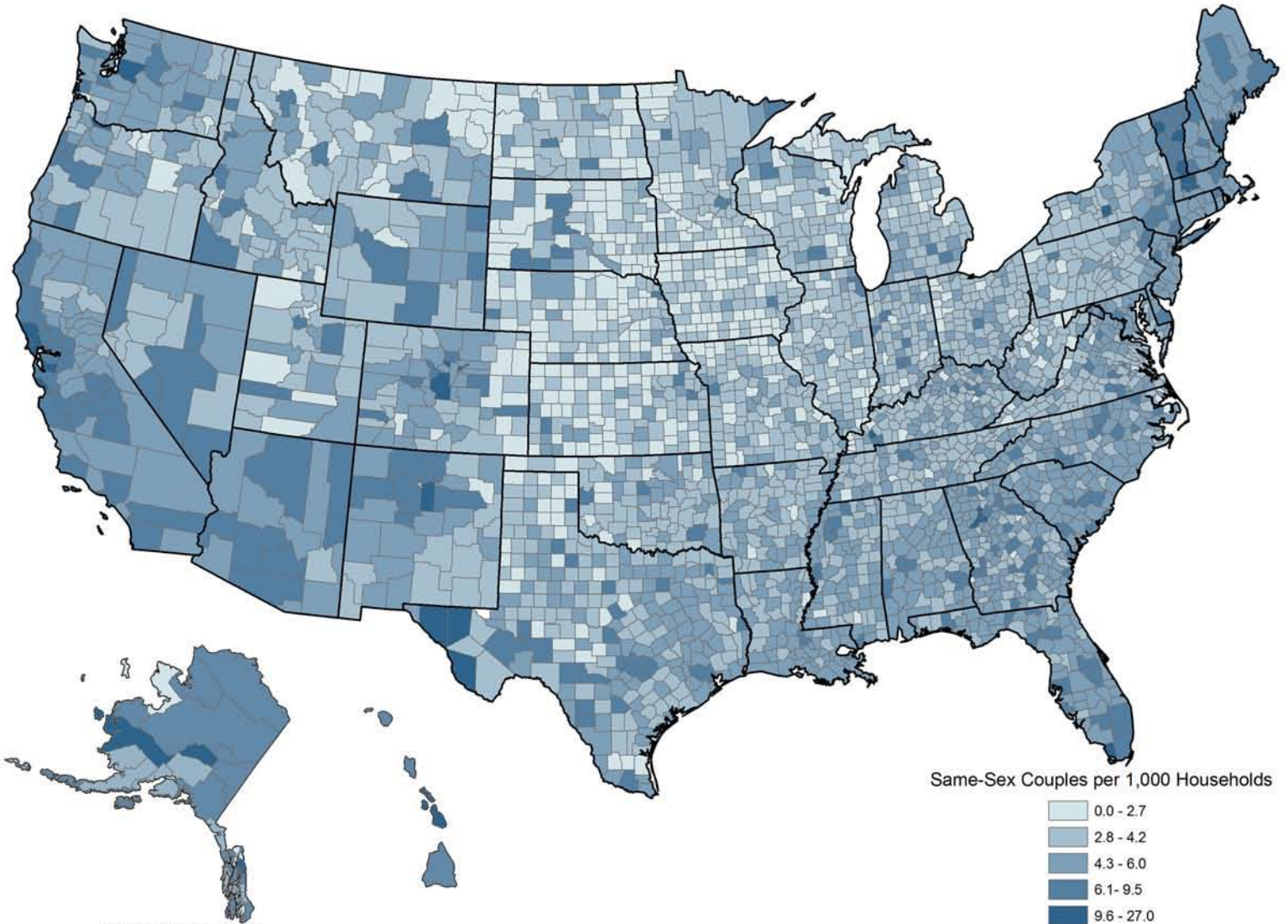
*Note: Sample sizes for individuals in same-sex couples who are Native Hawaiian and Other Pacific Islander are not sufficient to make reliable estimates, so they are combined with Asians in these charts.

The U.S. Census Bureau thanks Dr. Gary Gates, The Williams Distinguished Scholar, of The Williams Institute, UCLA School of Law, for his contributions and research of same-sex headed households.

More information is available at <http://www.law.ucla.edu/williamsinstitute/home.html>.



Same-Sex Couples, All Races and Ethnicities, per 1,000 Households



Source: Census 2000

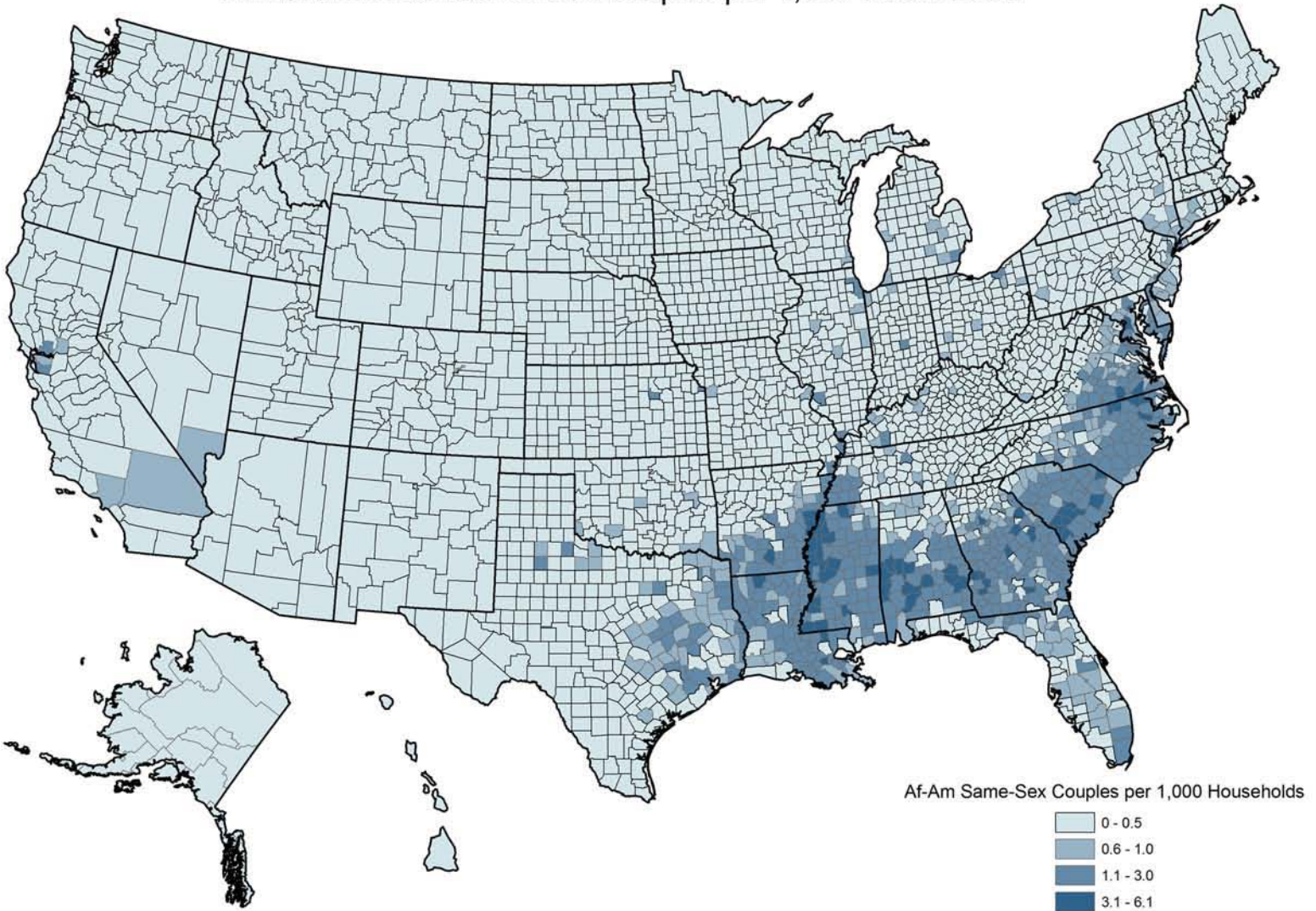
The U.S. Census Bureau thanks Dr. Gary Gates, The Williams Distinguished Scholar, of The Williams Institute, UCLA School of Law, for his contributions and research of same-sex headed households.

More information is available at <http://www.law.ucla.edu/williamsinstitute/home.html>.



For more information about the 2010 Census, go to 2010census.gov.

African American Same-Sex Couples per 1,000 Households



Source: Census 2000

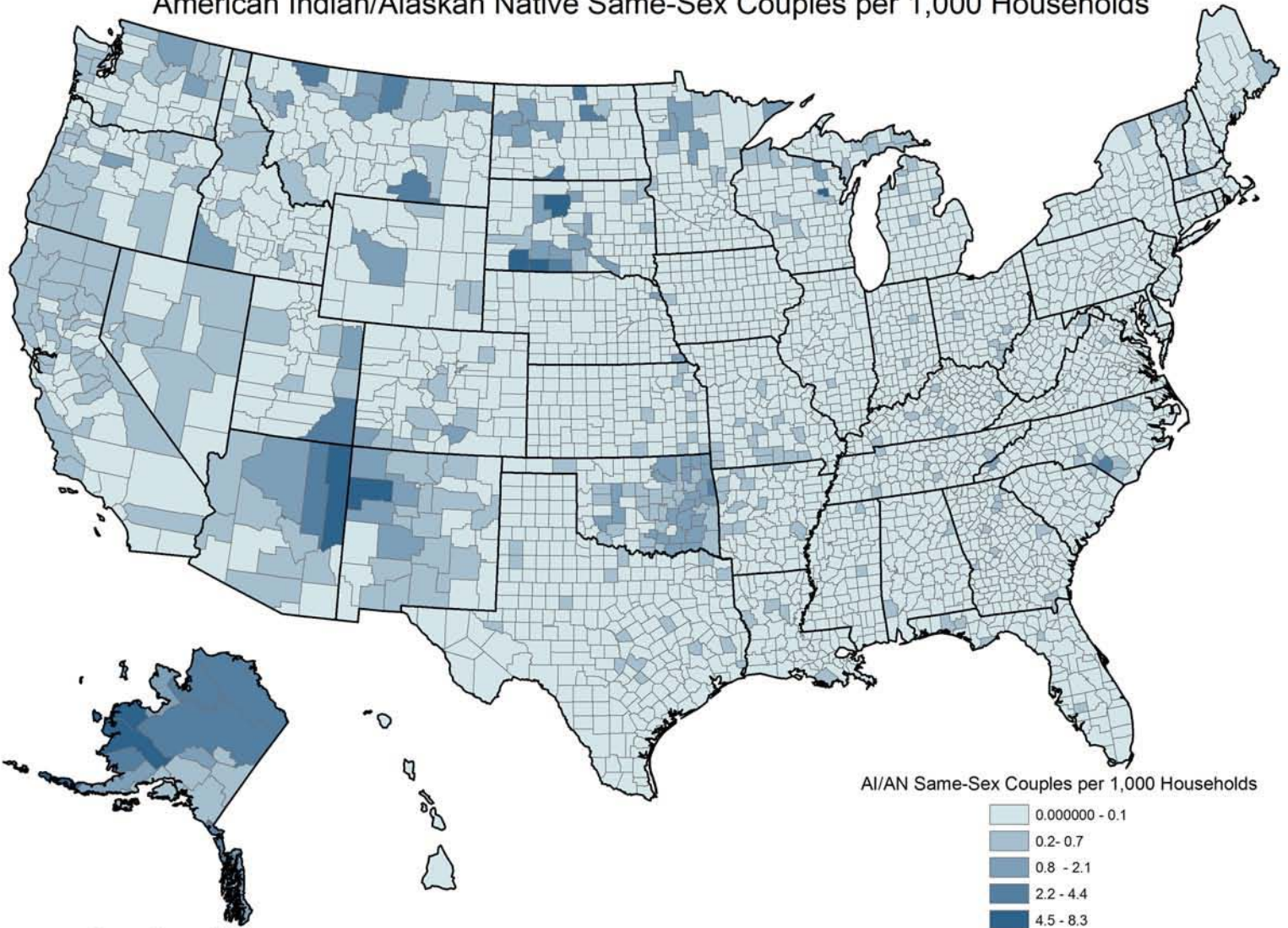
The U.S. Census Bureau thanks Dr. Gary Gates, The Williams Distinguished Scholar, of The Williams Institute, UCLA School of Law, for his contributions and research of same-sex headed households.

More information is available at <http://www.law.ucla.edu/williamsinstitute/home.html>.



For more information about the 2010 Census, go to 2010census.gov.

American Indian/Alaskan Native Same-Sex Couples per 1,000 Households



Source: Census 2000

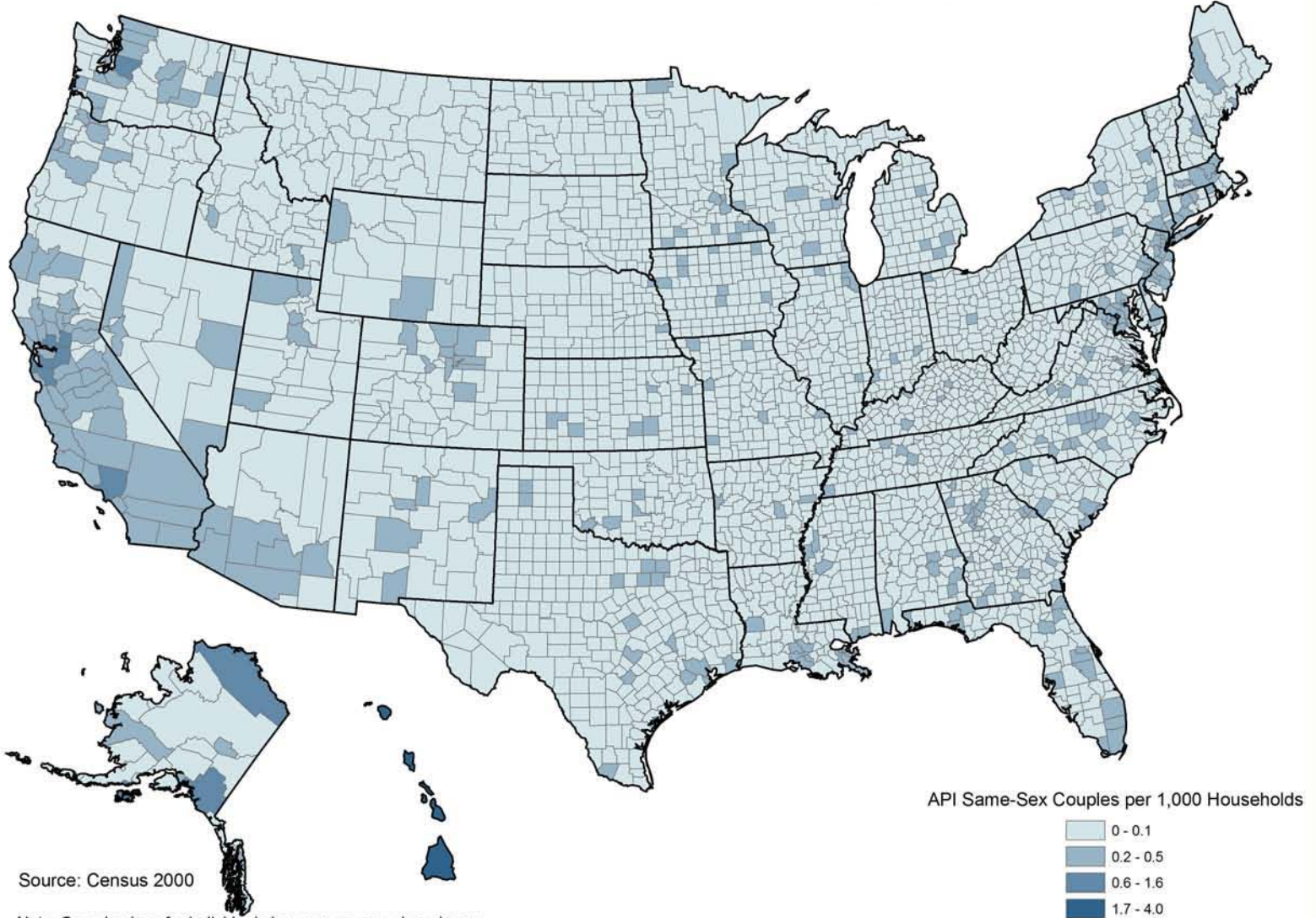
The U.S. Census Bureau thanks Dr. Gary Gates, The Williams Distinguished Scholar, of The Williams Institute, UCLA School of Law, for his contributions and research of same-sex headed households.

More information is available at <http://www.law.ucla.edu/williamsinstitute/home.html>.



For more information about the 2010 Census, go to 2010census.gov.

Asian, Native Hawaiian, and Other Pacific Islander Same-Sex Couples per 1,000 Households



Source: Census 2000

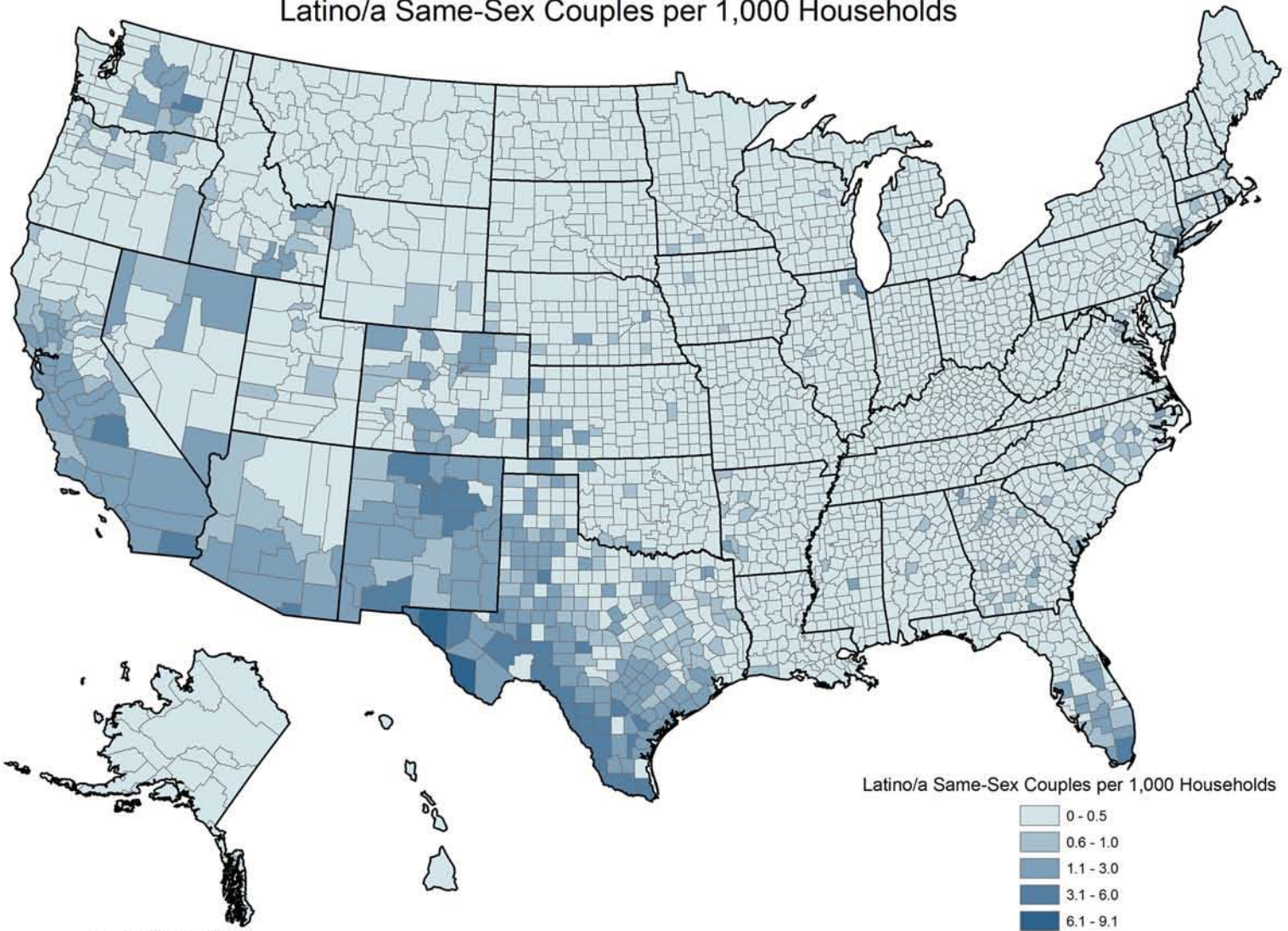
Note: Sample sizes for individuals in same-sex couples who are Native Hawaiian and Other Pacific Islander are not sufficient to make reliable estimates, so they are combined in this map.

The U.S. Census Bureau thanks Dr. Gary Gates, The Williams Distinguished Scholar, of The Williams Institute, UCLA School of Law, for his contributions and research of same-sex headed households.

More information is available at <http://www.law.ucla.edu/williamsinstitute/home.html>.



Latino/a Same-Sex Couples per 1,000 Households



Source: Census 2000

*The U.S. Census Bureau thanks Dr. Gary Gates,
The Williams Distinguished Scholar, of The Williams Institute, UCLA School of Law, for his
contributions and research of same-sex headed households.*

More information is available at <http://www.law.ucla.edu/williamsinstitute/home.html>.



IT'S IN OUR HANDS

For more information about the 2010 Census, go to 2010census.gov.